

CHANGE FOR THE BETTER

EAS INSPECTION TABLES - EIT

Safety instructions for model EIT3000





SAFETY INSTRUCTIONS FOR USE OF THE EAS INSPECTION TABLE

Do not exceed the posted weight limit of 3T.

The inspection table should be blocked in back position with the stop block before rotating the top plate.

The heaviest side of the mold should be placed on the fixed plate of the table.

When opening or closing a large mold keep a safety strap/chain attached to a carne and the moving plates to ensure stability.

Don't slide the mobile plate too fast, proceed slowly to the rear stop and block the plate into position.



PRECAUTIONS BEFORE FIRST USE

All employee that will use the table should have read the user manual prior to use.

EAS change systems accepts no responsibility what so ever when the table is used other than intended and when the weight limit has been exceeded.

Never move the table while a mold is on top.


When closing a mold push the mold and the mobile plate at the same time with the same force while making sure to never let fingers or other objects in between the mobile plate and stationary plate.

The mold should be placed slowly onto the tables. Dropping of a mold onto the table could cause damage to the ball slides and the trucks. In that case any warranty would be void.

INSTALLATION

1


Place the table on a stable floor and adjust the level by turning the adjustable feet.



2

Remove the stop of the mobile plate and slide it to meet up with the fixed plate.

(When shipping or moving the table to another location open the table and blocking the mobile plate. This will keep the plate in position and locked during transport.)




INSTALLATION

3

Install the stop behind the mobile plate. The table is now ready to support a mold base.




Don't use the table without fastening the stop behind the mobile plate. This stop is an essential mechanical element of safety. If it is not properly fastened, there are risks of serious injuries.

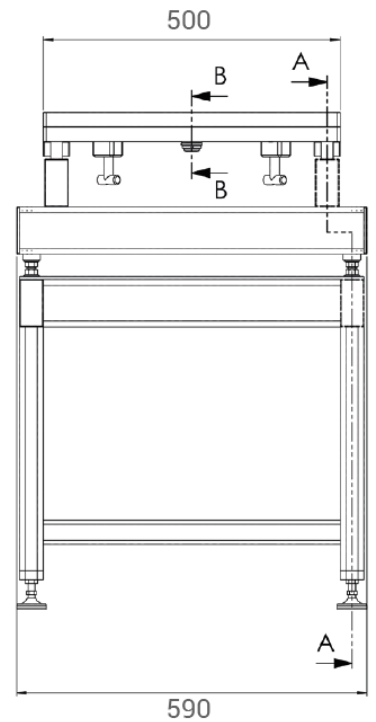
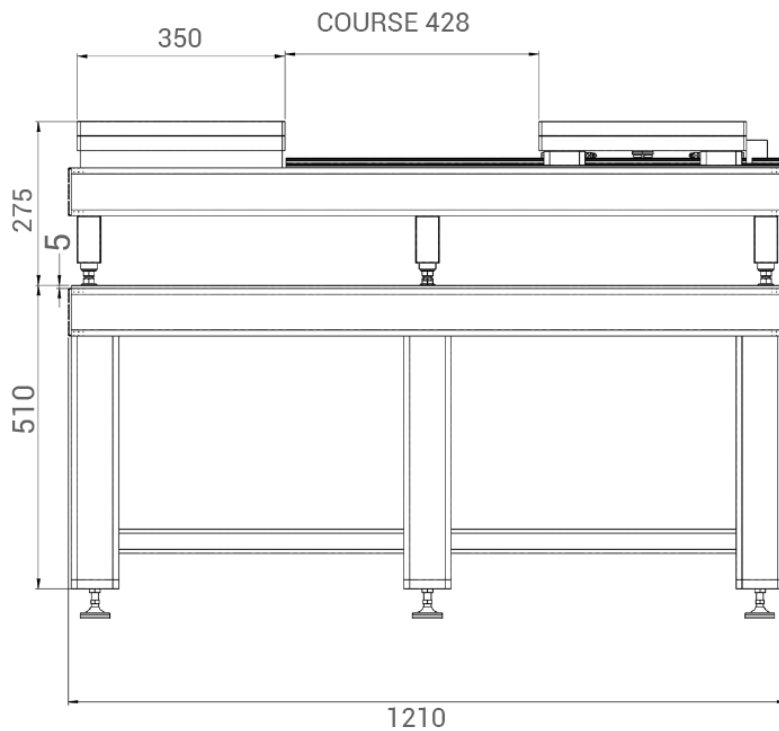


4

To unlock the rotating tray, make a 1/4 rotation And pull down the handle. (Use the same process on the fixed plate and mobile plate to rotate)




DIMENSIONS



MAINTENANCE

Clean the tracks as needed and lube the ball bearings once a year. Inspect the frame for any cracks or damage that may lower the weight capacity of the frame.



WARRANTY

EAS change systems warrants that this product will be free from defects in materials and workmanship for a period of one (1) year from the date of shipment. If any such product proves defective during this warranty period, EAS change systems, at its option, either will repair the defective product without charge for parts and labor, or will provide a replacement in exchange for the defective product.

This warranty shall not apply to any defect, failure or damage caused by improper use or improper or inadequate maintenance and care. EAS change systems shall not be obligated to furnish service under this warranty a) to repair damage resulting from attempts by personnel other than EAS change systems representatives to repair or service the product; b) to repair damage resulting from improper use or connection to incompatible equipment; or c) to service a product that has been modified or integrated with other products when the effect of such modification or integration increases the time or difficulty of servicing the product.



EAS Europe B.V.

De Hooge Hoek 19A / 3927 GG Renswoude
Phone: +31 318 477 010 / The Netherlands
info@EASchangesystems.com



EAS France S.A.R.L.

218, Voie Aristide Bergès / ZI Alpespace 73800 Sainte
Hélène-du-Lac
Phone: +33 4 79 65 04 10 / France
easfr@EASchangesystems.com



EAS Mold & Die Change System, Inc.

EAS Mold & Die Change System, Inc.
200 Augusta Arbor Way,
Suite B Greenville South Carolina - 29605
Phone: +1 864 603 3386 / United States of America
easus@EASchangesystems.com



Suzhou EAS Mold & Die Change Systems Co. Ltd.

No.1188 Pangjin Road / Wujiang City / 215200
Phone: +86 51 26 30 91 / PR China
sales-china@EASchangesystems.com



EAS MED S.r .L.

Via J. F. Kennedy, 19/C2 / 20871 Vimercate (MB)
Phone: +39 039 608 3816 / Italy
easmed@EASchangesystems.com